

PRODUCT CATALOG



PINTAIL FENCE AND RAIL

**We're here to help you create the outdoor space
you have always dreamed of!**



VINYL • ALUMINUM • WOOD • RAILING • DECKING

PintailDMV.com

CONTENTS

Privacy	4-5
Semi-Privacy	6-7
Pool & Yard	8-9
Picket Fence	10-11
Lattice	12
Ranch Rail	13
Posts & Post Caps	14
Gates & Hardware	15
Aluminum	16-17
Wood	18-19
Vinyl Railing	20
Aluminum Railing	21
Decking & Lumber	22-23
Contact Us	24



PINTAIL FENCE AND RAIL



VINYL FENCE

PRIVACY



SOLID

Heights

3', 4', 5', 6', 7', and 8'

Widths

6' and 8'

Posts

4" x 4" and 5" x 5"

Colors

White, Almond, and Khaki

Pickets

7/8" x 6" Tongue and Groove

Rails

2" x 7" Slotted Top and Bottom

1.75" x 5.5" Top and Bottom Rail

Double Slotted Mid-rail

on 7' and 8' high fences

Reinforcing insert where required

LATTICE TOP

Heights

3', 4', 5', 6', 7', and 8'

Widths

6' and 8'

Posts

4" x 4" and 5" x 5"

Colors

White, Almond, and Khaki

Pickets

7/8" x 6" Tongue and Groove

Rails

2" x 3.5" Top

2" x 7" Slotted Mid and Bottom

1.75" x 5.5" Mid and Bottom

Reinforcing insert where required

Accent Lattice Top

2" Diamond

NARROW LATTICE TOP

Heights

3', 4', 5', 6', 7', and 8'

Widths

6' and 8'

Posts

4" x 4" and 5" x 5"

Colors

White, Almond, and Khaki

Pickets

7/8" x 6" Tongue and Groove

Rails

2" x 3.5" Top

2" x 7" Slotted Mid and Bottom

1.75" x 5.5" Mid and Bottom Rail

Reinforcing insert where required

Accent Lattice Top

1" Diamond or Square

Our vinyl fence won't rust, rot, or peel and never needs painting.



CLOSED SPINDLE TOP

- Heights**
3', 4', 5', 6', 7', and 8'
- Widths**
6' and 8'
- Posts**
4" x 4" and 5" x 5"
- Colors**
White, Almond, and Khaki
- Pickets**
7/8" x 6" Tongue and Groove
- Rails**
2" x 7" Slotted Top and Bottom
1.75" x 5.5" Top and Bottom Rail
2" x 3.5" Top Rail (on Decorative Top)
Double Slotted Mid-rail on 7' and 8' high fences
Reinforcing insert where required
- Accent Spindle Top Pickets**
1.5" x 1.5" Vinyl
3/4" Round or Square Aluminum Spindles

OPEN SPINDLE TOP

- Heights**
3', 4', 5', 6', 7', and 8'
- Widths**
6' and 8'
- Posts**
4" x 4" and 5" x 5"
- Colors**
White, Almond, and Khaki
- Pickets**
7/8" x 6" Tongue and Groove
- Rails**
2" x 7" Slotted Top and Bottom
1.75" x 5.5" Top and Bottom Rail
2" x 3.5" Top Rail (on Decorative Top)
Double Slotted Mid-rail on 7' and 8' high fences
Reinforcing insert where required
- Accent Spindle Top Pickets**
1.5" x 1.5" Vinyl (Straight, Scalloped, and Stepped)

VINYL FENCE

6" SEMI-PRIVACY

Heights





3', 4', 5', 6', 7', and 8'

Widths

6' and 8'

Posts

4" x 4" and 5" x 5"



CLOSED TOP

Posts

4" x 4" and 5" x 5"

Colors

White, Almond, and Khaki

Pickets

7/8" x 6" Ribbed

1/2" Picket Spacing

Rails

2" x 6" Ribbed Top and Bottom

Aluminum insert where required

2" x 3.5" Mid-rail on fence 5'

and higher

LATTICE TOP

Posts

4" x 4" and 5" x 5"

Colors

White, Almond, and Khaki

Pickets

7/8" x 6" Ribbed

1/2" Picket Spacing

Rails

2" x 6" Ribbed Top and Bottom

2" x 3.5" Top Rail (on
Decorative Top)

Aluminum insert where required

2" x 3.5" Mid-rail on fence 5'

and higher

Accent Lattice Top

2" Diamond

1" Diamond and Square

CLOSED SPINDLE TOP

Posts

4" x 4" and 5" x 5"

Colors

White, Almond, and Khaki

Pickets

7/8" x 6" Ribbed

1/2" Picket Spacing

Rails

2" x 6" Ribbed Top and Bottom

2" x 3.5" Top Rail (on
Decorative Top)

Aluminum insert where required

2" x 3.5" Mid-rail on fence 5'

and higher

Accent Spindle Top Pickets

1.5" x 1.5" Vinyl

3/4" Round or Square Aluminum
Spindles

OPEN SPINDLE TOP

Posts

4" x 4" and 5" x 5"

Colors

White, Almond, and Khaki

Pickets

7/8" x 6" Ribbed

1/2" Picket Spacing

Rails

2" x 6" Ribbed Top and Bottom

2" x 3.5" Top Rail (on
Decorative Top)

Aluminum insert where required

2" x 3.5" Mid-rail on fence 5'

and higher

Accent Spindle Top Pickets

1.5" x 1.5" Vinyl (Straight,

Scalloped, and Stepped)

VINYL FENCE

3" SEMI-PRIVACY



CLOSED TOP

Posts
4" x 4" and 5" x 5"
Colors
White, Almond, and Khaki
Pickets
7/8" x 3" Hollow
1/2" Picket Spacing
Rails
2" x 6" Ribbed Top and Bottom
Aluminum insert where required
2" x 3.5" Mid-rail on fence 5'
and higher

LATTICE TOP

Posts
4" x 4" and 5" x 5"
Colors
White, Almond, and Khaki
Pickets
7/8" x 3" Hollow
1/2" Picket Spacing
Rails
2" x 6" Ribbed Top and Bottom
2" x 3.5" Top Rail (on
Decorative Top)
Aluminum insert where required
2" x 3.5" Mid-rail on fence 5'
and higher
Accent Lattice Top
2" Diamond
1" Diamond and Square

CLOSED SPINDLE TOP


Posts
4" x 4" and 5" x 5"
Colors
White, Almond, and Khaki
Pickets
7/8" x 3" Hollow
1/2" Picket Spacing
Rails
2" x 6" Ribbed Top and Bottom
2" x 3.5" Top Rail (on
Decorative Top)
Aluminum insert where required
2" x 3.5" Mid-rail on fence 5'
and higher
Accent Spindle Top Pickets
1.5" x 1.5" Vinyl
3/4" Round or Square Aluminum
Spindles

OPEN SPINDLE TOP

Posts
4" x 4" and 5" x 5"
Colors
White, Almond, and Khaki
Pickets
7/8" x 3" Hollow
1/2" Picket Spacing
Rails
2" x 6" Ribbed Top and Bottom
2" x 3.5" Top Rail (on
Decorative Top)
Aluminum insert where required
2" x 3.5" Mid-rail on fence 5'
and higher
Accent Spindle Top Pickets
1.5" x 1.5" Vinyl (Straight,
Scalloped, and Stepped)

VINYL FENCE

POOL & YARD



CONTEMPORARY CLOSED TOP

Heights

3', 4', 5', 6', 7', and 8'

Widths

6' and 8'

Posts

4" x 4" and 5" x 5"

Colors

White, Almond, and Khaki

Pickets

7/8" x 3"

3" Picket Spacing

Optional: 1.75" Spacing

Rails

2" x 3.5" Ribbed Top and Bottom

Optional: 2" x 6" Top and Bottom

Aluminum insert where required

2" x 3.5" Mid-rail on fence 5' and higher

CLASSIC CLOSED TOP

Heights

3', 4', 5', 6', 7', and 8'

Widths

6' and 8'

Posts

4" x 4" and 5" x 5"

Colors

White, Almond, and Khaki

Pickets

7/8" x 1.5"

3" Picket Spacing

Optional: 1.5" x 1.5" with 1.75" Spacing


Rails

2" x 3.5" Ribbed Top and Bottom

Optional: 2" x 6" Top and Bottom

Aluminum insert where required

2" x 3.5" Mid-rail on fence 5' and higher



Heights

3', 4', 5', 6', 7', and 8'

Widths

6' and 8'

Posts

4" x 4" and 5" x 5"

Colors

White, Almond, and Khaki

Pickets

Alternating 7/8" x 3" and 7/8" x 1.5"

Alternating 7/8" x 6" and 7/8" x 1.5"

1.75" Picket Spacing

Rails

2" x 3.5" Hollow Top and Bottom

Optional: 2" x 6" Top and Bottom

Aluminum insert where required

2" x 3.5" Mid-rail on fence 5' and higher

Accent Spindle Top Pickets

1.5" x 1.5" Vinyl (Straight, Scalloped, and Stepped)

3/4" Round or Square Aluminum Spindles

Accent Lattice Top

2" Diamond

1" Diamond and Square



ALTERNATING PICKET

Our rails are pre-notched and routed for easy assembly!



VINYL FENCE

CONTEMPORARY 3" PICKET



STRAIGHT PICKET

Colors

White, Almond, and Khaki

Pickets

7/8" x 3" Hollow

3" Picket Spacing

Optional: 1.75" Spacing

Rails


2" x 3.5" Top Hollow Rail

2" x 6" Ribbed Bottom Rail

Aluminum insert where required

Optional: 2" x 3.5" Bottom Rail

2" x 3.5" Mid-rail on fence 5' and higher



SCALLOPED PICKET

Colors

White, Almond, and Khaki

Pickets

7/8" x 3" Hollow

3" Picket Spacing

Optional: 1.75" Spacing

Rails


2" x 3.5" Top Hollow Rail

2" x 6" Ribbed Bottom Rail

Aluminum insert where required

Optional: 2" x 3.5" Bottom Rail

2" x 3.5" Mid-rail on fence 5' and higher



ARCHED PICKET

Colors

White, Almond, and Khaki

Pickets

7/8" x 3" Hollow

3" Picket Spacing

Optional: 1.75" Spacing

Rails

2" x 3.5" Top Hollow Rail

2" x 6" Ribbed Bottom Rail

Aluminum insert where required

Optional: 2" x 3.5" Bottom Rail

2" x 3.5" Mid-rail on fence 5' and higher

VINYL FENCE

CLASSIC 1.5" PICKET



Heights

3', 4', 5', 6', 7', and 8'

Widths

6' and 8'

Posts

4" x 4" and 5" x 5"

Colors

White, Almond, and Khaki

Pickets

1.5" x 1.5" Hollow with Pyramid Cap

1.75" Picket Spacing

Rails


2" x 3.5" Hollow Top Rail

2" x 6" Ribbed Bottom Rail


Aluminum insert where required

Optional: 2" x 3.5" Bottom Rail


2" x 3.5" Mid-rail on fence 5' and higher




**STRAIGHT
PICKET**



**SCALLOPED
PICKET**



**ARCHED
PICKET**




**STEPPED
PICKET**



No need for
unsightly
brackets.

VINYL FENCE

LATTICE



PRIVACY

SQUARE

Heights

3', 4', 5', and 6'

Widths

6' and 8'

Posts

4" x 4" and 5" x 5"

Colors

White, Almond, and Khaki

Rails

2" x 6" Ribbed Top and Bottom

Optional: 2" x 3.5" Top and Bottom

Aluminum insert where required

2" x 6" Mid-rail on fence 5' and higher

Heights

3', 4', 5', and 6'

Widths

6' and 8'

Posts

4" x 4" and 5" x 5"

Colors

White, Almond, and Khaki

Rails

2" x 6" Ribbed Top and Bottom

Optional: 2" x 3.5" Top and Bottom

Aluminum insert where required

2" x 6" Mid-rail on fence 5' and higher

Vinyl Fencing Available Colors



White




Almond



Khaki

VINYL FENCE

RANCH RAIL



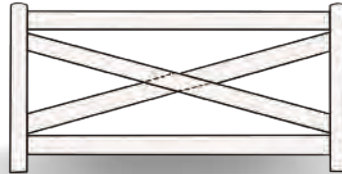
2 RAIL

Height 3'




3 RAIL

Height 4'



**4 RAIL
CROSSBUCK**

Heights 4' and 5'



4 RAIL

Heights 4' and 5'

Widths

8'

Posts

4" x 4" and 5" x 5"

Colors

White, Almond, and Khaki

Rails

1.5" x 5.5" Ribbed

Optional: 2" x 6" Ribbed



**Pet-Friendly
Option**

**Green &
Black Mesh**



**White & Black
Mesh Clips**

VINYL FENCE

POSTS CAPS & POSTS



Create a stylish appearance with the addition of a decorative post caps!



Internal



Horse



Dome



Gothic



New England



New England Classic



Federation



Hampton



New England Solar



Cape May



Posts

Standard post sizes are 4" x 4" and 5" x 5"
Custom sizes are available for unique projects
Aluminum Post Stiffeners are available and are recommended for gate support posts.

GATES & HARDWARE



All gate hardware is available in black and white.

GATE LATCHES & LOCKS



D&D LokkLatch
Deluxe



D&D Stainless
Latch



Nationwide
Keystone Latch
1-Sided
2-Sided
Traverse



D&D MagnaLatch
Series 3 ALERT Top Pull
Series 3 Top Pull

GATE HINGES



D&D TruClose
Multi-Adjust
Standard
Round Post



D&D
Self-Closing
Tension Hinge

ACCESSORIES



D&D Gate Handle
Vinyl or Wood
Fits all gates



D&D Drop Rod
Q-Bolt
LokkBolt

ALUMINUM FENCE

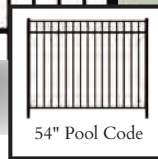
ALUMINUM PANELS



**CLASSIC
2-RAIL**




**CLASSIC
3-RAIL**




54" Pool Code




**3-RAIL
ALTERNATING
PICKET CLOSED
TOP**




54" Pool Code



**3-RAIL
OPEN TOP**



**3-RAIL
SCALLOPED OPEN
TOP**



**3-RAIL
ARCHED OPEN
TOP**

ALUMINUM FENCE

POSTS & UPGRADES

Residential

Posts

2" x 2" Standard and Heavy Wall
2.5" x 2.5" Standard and Heavy Wall

Rails

1" x 1"

Pickets

5/8" x 5/8"

Picket Spacing

3.8125"

Heights

3', 4', 4.5', 5', and 6'

Width

6'

Commercial

Posts

2" x 2" Standard and Heavy Wall
2.5" x 2.5" Standard and Heavy Wall

Rails

1.25" x 1.25"

Pickets

3/4" x 3/4"

Picket Spacing

3.8125"

Heights

3', 4', 4.5', 5', and 6'

Width

6' and 8'

Industrial

Posts

2.5" x 2.5" Standard and Heavy Wall

Rails

1-5/8" x 1-5/8"

Pickets

1" x 1"

Picket Spacing

3.8125"


Heights

3', 4', 4.5', 5', 6', 7', and 8'


Width

6' and 8'

Design a distinctive look with a variety of aluminum options.



Puppy Picket



Extra Picket



Aluminum Fencing Available Colors



Black



Bronze



White

WOOD FENCE


NATURAL WOOD




SPACED PICKET



Straight Top



Concave



Convex

Wood Types

Western Red Cedar, Northern White Cedar, and Pressure Treated Southern Yellow Pine

Pickets

1" x 4" and 1" x 6"

2.5" and 1.75" Spacing

Backer Rails

2" x 3" and 2" x 4"

Heights

2" x 3" - 4', 5', and 6'

2" x 4" - 4', 5', 6', and 8'

SPLIT RAIL



2-Rail



3-Rail

Wood Types

Locust and Pressure Treated Southern Yellow Pine

Rails

11'

Posts

Line 3" x 6" x 6'

End 4.5" x 4.5" x 6'

Corner 4.5" x 4.5" x 6'

SOLID BOARD



Straight



Concave



Convex

Wood Types

Western Red Cedar, Northern White Cedar, and Pressure Treated Southern Yellow Pine

Heights

4', 5', and 6'

Pickets

1" x 4" and 1" x 6"

Backer Rails

2" x 3" and 2" x 4"

Post Tops



Flat



Dog Ear



Gothic

Picket Tops



Dog Ear
(Standard)



Gothic



French Gothic



Cove



Sharp Point



Flat

SHADOW BOX



Straight



Concave



Convex

Wood Types

Western Red Cedar, Northern White Cedar, and Pressure Treated Southern Yellow Pine

Heights

2" x 3" - 4', 5', and 6'

2" x 4" - 4', 5', 6', and 8'

Pickets

1" x 4"

2.5" and 1.75" Spacing

1" x 6"

3.5" and 1.75" Spacing

Backer Rails

2" x 3" and 2" x 4"

SANDWICH

Wood Type

Western Red Cedar

Picket Width

1" x 4" and 1" x 6" Tongue and Groove



Privacy



Diagonal Lattice Top

Heights

4', 5', and 6'

Sandwich Rail

1" x 6"

Lattice Top

2" x 3" Diagonal

2" x 3" Square

HAND RAIL

VINYL

GVP 1000 Style

Aluminum



Colonial



Glass Slats



Framed Glass



Classic Square

Spindles

1.5" x 1.5" White Vinyl

Standard Lengths

4', 5', 6', 8', and 10'

Standard Heights

36" and 42"

Standard Lengths

6', 8' and 10'

Rails

3.5" x 3.5" Top T-Rail with Aluminum Reinforcement

2" x 3.5" Bottom Rail

Standard Stair Rail Slope

29" - 35" and 36" - 41"

Custom radius bends are available for curved vinyl railing designs.

Gates are available in all sizes.

GVP 2000 Style

Top Rail



2" x 3.5"
Aluminum Reinforcement
(Deck Board Sold Separately)

Bottom Rail



2" x 3.5"
Optional: Aluminum
Reinforcement



GVP 2000 Style offers a variety of spindle options.

Spindles

Round or Square Aluminum

1.5" x 1.5" Vinyl

Colonial

Standard Lengths

6', 8', and 10'

Deck Board Mounting Kit



Level Deck Over Bracket



Stair Deck Over Bracket



HAND RAIL

ALUMINUM & CABLE

Industrial Grade

Spindles

1" x 1"

Standard Lengths

6', 8', and 10'

Standard Heights

36" and 42"

Rails

2.5" x 2" Mushroom

Top Rail

1.6" x 1.6" Bottom

Rail

Colors

Black, Bronze, and

White

Posts

3" x 3"



Hardware

Mushroom Rail Brackets

Industrial Rail Brackets

Mushroom Swivel Brackets

Industrial Swivel Brackets

3" Welded Flange

3" Flange Cover

3" Post Cap

Aluminum Railing



Mushroom Rail Bracket



Industrial Rail Bracket



Gates are available in
36", 48" and 60"

Frequency Series

Standard Height

36"

Standard Length

4'

Length between posts is a max of 4'



Cable Railing

A proud distributor of



products.

Ridge Series



Edge Series



Kyber Series



MULTI-WIDTH DECKING

DECKING & LUMBER




Deck Boards &
Fasteners

Transcend Earth Tones



Lumber

Gravel Path



Rope Swing



Vintage Lantern



Pressure Treated #2 Grade

Boards

2" x 4" Lengths

12' and 16'

2" x 8" Lengths

10', 12', 16', and 20'

2" x 10" Lengths

10', 12', 16', and 20'

2" x 12" Lengths

12', 16', 20'

Posts

4" x 4" Lengths

7', 9', and 12'

6" x 6" Lengths

8', 12', and 14'

Transcend Tropicals



Island Mist



Tiki Torch



Lava Rock



Havana Gold



Spiced Rum





Select Earth Tones


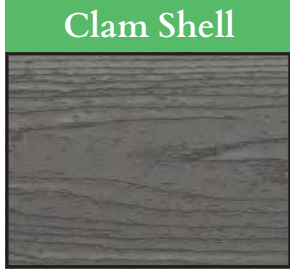


All of the Trex Deck lines are covered by 25 Year Limited Residential and Fade & Stain Warranties.





Enhance Basics

Looking for a different board? We also offer Timbertech by Azek Building Products!



Enhance Naturals





PINTAIL

FENCE AND RAIL

**Serving Wicomico, Worcester, Dorchester, Talbot,
Somerset, and Sussex Counties!**

PintailDMV.com
410 - 713 - 4860