




PINTAIL FENCE AND RAIL

RESIDENTIAL GRADE


Our residential grade aluminum is the perfect product for your customers' home that is easy to install, affordable and built to last for many years to come, offering matching and custom gates in several styles listed below.




CONCORD




LEXINGTON




CHARLESTON




SARATOGA



SARATOGA
ARCHED



SARATOGA
SCALLOPED



TRENTON

Panel Heights:

- 36" • 54"
- 42" • 60"
- 48" • 72"

Posts:

- 2" x 2" (.060 Wall)
- 2" x 2" (.125 Wall)
- 2.5" x 2.5" (.070 Wall)

Rails:

1" x 1" (.06 Wall) x (.08 Wall)

Pickets & Spacing:

5/8" x 5/8" (.045 Wall)

Panel Width: 72"

2.5" x 2.5" (.125 Wall)

3-13/16" (Standard Space)

1-3/4" (Extra Picket Space)

Optional
Add Ons:






PINTAIL FENCE AND RAIL

COMMERCIAL GRADE


Our commercial grade aluminum is not only durable, but it is also an affordable option for your customers looking for a step up from the standard residential grade! Similarly to residential grade, there are matching or custom gates for the styles below.




CONCORD



LEXINGTON



CHARLESTON




SARATOGA



SARATOGA
ARCHED



SARATOGA
SCALLOPED



TRENTON

Panel Heights:

- 36" • 54"
- 42" • 60"
- 48" • 72"

Panel Widths:

- 72" • 96"

Posts:

- 2" x 2" (.060 Wall)
- 2" x 2" (.125 Wall)
- 2.5" x 2.5" (.070 Wall)
- 2.5" x 2.5" (.125 Wall)
- 3" x 3" (.125 Wall)
- 4" x 4" (.125 Wall)

Rails:

- 1-1/4" x 1-1/4"

Pickets & Spacing:

- 3/4" x 3/4" (.045 Wall)
- 3-13/16" (Standard Space)
- 1-3/4" (Extra Picket Space)

Optional
Add Ons:

